

Phonics

Pack 2




## Phonics – Pack 2

This pack has been created to help children learn to read and write words phonetically, including letter sound, common blends and digraphs. The pack also shows how rhyming words can be used to help with spellings.

### Contents

	Page Number
CVC Words	2
Sounding Out Words	8
Phonics	9
(ck, ff ll ss, b or d?, ch, sh, th, ng, short oo, long oo, st, ee)	21
Writing ee and ai Words	22
Writing igh Words	23
Phonics	24
(ai and oa, oi and or)	
Sounding Out Words	26
Rhyming Words	27
(og, at, ed)	
Sound Flashcards	30



**Keep the Copyright monster happy!**

Thank you for purchasing this pack from Teach My Kids.

By purchasing this pack you agree to the following:

The contents of this pack may be used for personal use and/or for use in the classroom use by the person who originally purchased this pack.



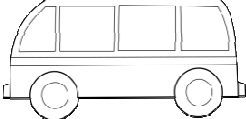








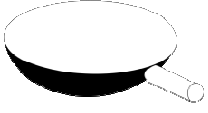
You must not host, reproduce or share this pack with others in any form. No part of this pack can be edited or altered. This pack may not be used for commercial purposes or sold in any way.

If you have found this pack useful, please feel free to let others know about Teach My Kids.

CVC Words - Initial Sounds (1)

What sound does the word begin with?

Use the pictures to help you. Can you copy the word underneath?

 _ e n	 _ u n	 _ u s
 _ e g	 _ u g	 _ n t
 _ a t	 _ a t	 _ o g
 _ a g	 _ o t	 _ a n

Find and draw 3 things around the house or in the classroom that begin with:

p

t

s

b



Does it begin with b or d?

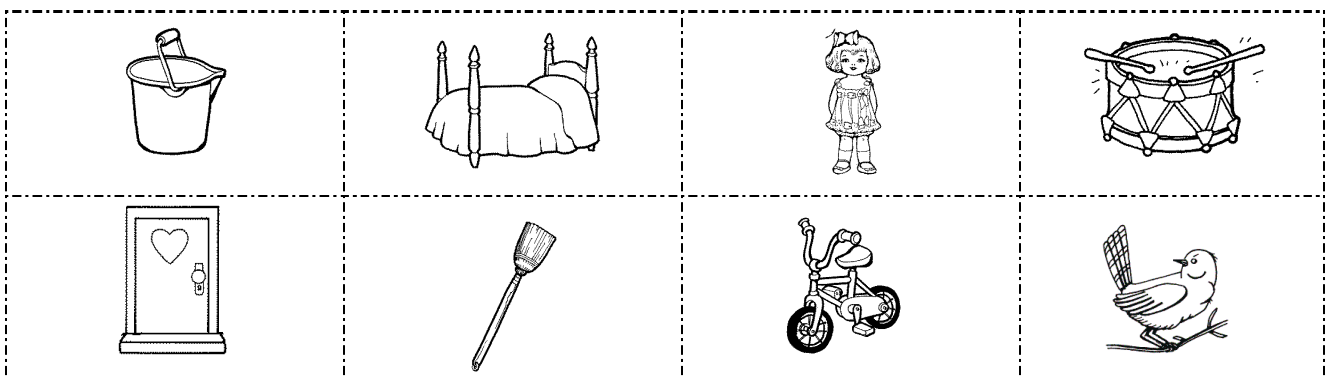
Practice writing b and d.

b

d







Look at the pictures below. Cut them out. Does it begin with a b or d sound. Stick the picture in the right place. Then sound out and have a go at writing the word under each picture.

b  ball	d  dog



Phonics - 'ai' and 'oa' Words

Fill in the missing sound.

ai	oa	ai	oa	ai	oa
					
g _ _ t		p _ _ nt		sn _ _ l	
ai	oa	ai	oa	ai	oa
					
c _ _ t		n _ _ l		ch _ _ n	

Fill in the missing words.

1. We will \_\_\_\_\_ the room red.
2. The \_\_\_\_\_ moved slowly across the garden.
3. In winter a \_\_\_\_\_ will keep you warm.
4. The workman used a hammer to bang in the \_\_\_\_\_ .
5. I saw a \_\_\_\_\_ at the farm.
6. The \_\_\_\_\_ was put around the bike wheel to keep it safe.

Write a sentence for each of these words: rain boat daisy road

1. \_\_\_\_\_
2. \_\_\_\_\_
3. \_\_\_\_\_
4. \_\_\_\_\_

## Sound Flashcards

Cut out these flash cards. They can be used to help children practise and learn the sounds they make. Go through the cards every day or 2-3 times a week. Show each card in turn and ask children to say the sound. If they don't know it, you can say what it is.

 <b>ch</b> <a href="http://www.teachmykids.co.uk">www.teachmykids.co.uk</a>	 <b>sh</b> <a href="http://www.teachmykids.co.uk">www.teachmykids.co.uk</a>	 <b>th</b> <a href="http://www.teachmykids.co.uk">www.teachmykids.co.uk</a>
 <b>th</b> <a href="http://www.teachmykids.co.uk">www.teachmykids.co.uk</a>	 <b>ng</b> <a href="http://www.teachmykids.co.uk">www.teachmykids.co.uk</a>	 <b>ai</b> <a href="http://www.teachmykids.co.uk">www.teachmykids.co.uk</a>
 <b>ee</b> <a href="http://www.teachmykids.co.uk">www.teachmykids.co.uk</a>	 <b>igh</b> <a href="http://www.teachmykids.co.uk">www.teachmykids.co.uk</a>	 <b>oa</b> <a href="http://www.teachmykids.co.uk">www.teachmykids.co.uk</a>
 <b>oo</b> <a href="http://www.teachmykids.co.uk">www.teachmykids.co.uk</a>	 <b>oo</b> <a href="http://www.teachmykids.co.uk">www.teachmykids.co.uk</a>	 <b>ar</b> <a href="http://www.teachmykids.co.uk">www.teachmykids.co.uk</a>