



# Phonics Pack 1

(Initial Sounds)




## Phonics Pack 1 (Initial Sounds)

This pack has been created to help children learn the initial sounds made by the letters of the alphabet.

### Contents

	Page Number
Initial Sounds s a t p i n m d g o k c e u f l h b j v w x y z q qu	2
Initial Sounds - b, d or p?	27
Initial Sounds - m or n?	28
Initial Sounds - Mixed	29
Alphabet Flash Cards	30



#### **Keep the Copyright monster happy!**

Thank you for purchasing this pack from Teach My Kids.

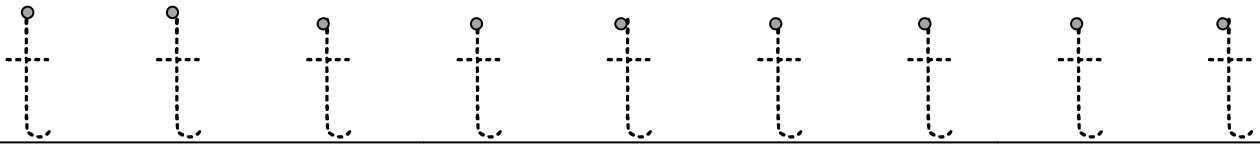
By purchasing this pack you agree to the following:

The contents of this pack may be used for personal use and/or for use in the classroom use by the person who originally purchased this pack.


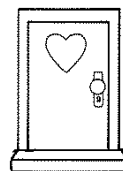
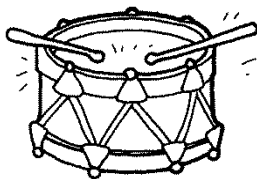
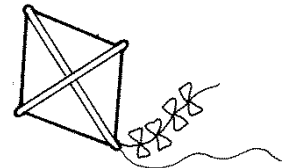



You must not host, reproduce or share this pack with others in any form. No part of this pack can be edited or altered. This pack may not be used for commercial purposes or sold in any way.

**If you have found this pack useful, please feel free to let others know about Teach My Kids.**

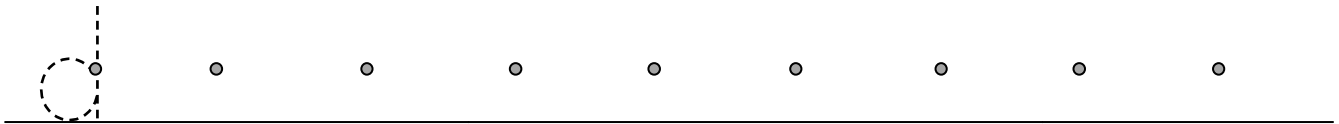
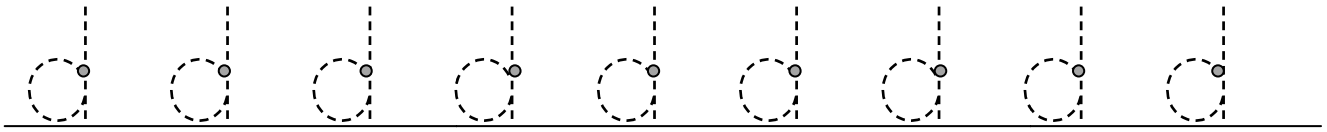
### Initial Sounds - t




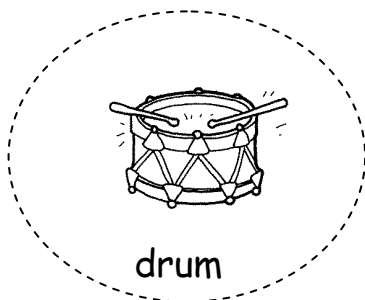
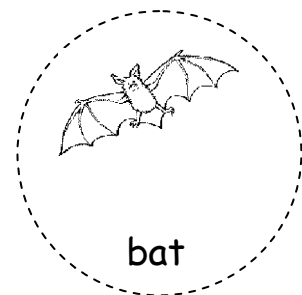



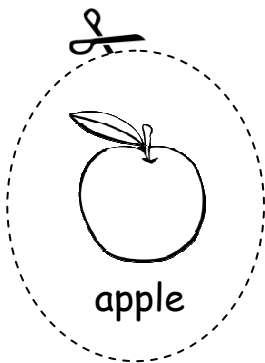
Draw a circle around the pictures that begin with t. Write the letter 't' underneath the picture.




Initial Sounds - d




Say what you can see in the picture. Cut out the pictures. Stick those beginning with 'd' around the door.

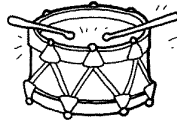




Initial Sounds - b, d or p?

Look at the pictures, do they begin with b, d or p? Write the correct sound underneath.





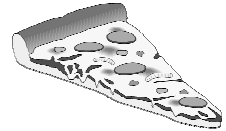














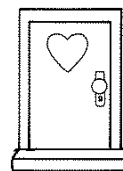














**Alphabet Flash Cards**

Practise saying the name and sound each letter makes.

Cut out the letters. Mix them up. Choose a letter. What is the name of the letter? What sound does it make?

 <p>a </p> <p><a href="http://www.teachmykids.co.uk">www.teachmykids.co.uk</a></p>	 <p>b </p> <p><a href="http://www.teachmykids.co.uk">www.teachmykids.co.uk</a></p>	 <p>c </p> <p><a href="http://www.teachmykids.co.uk">www.teachmykids.co.uk</a></p>
 <p>d </p> <p><a href="http://www.teachmykids.co.uk">www.teachmykids.co.uk</a></p>	 <p>e </p> <p><a href="http://www.teachmykids.co.uk">www.teachmykids.co.uk</a></p>	 <p>f </p> <p><a href="http://www.teachmykids.co.uk">www.teachmykids.co.uk</a></p>
 <p>g </p> <p><a href="http://www.teachmykids.co.uk">www.teachmykids.co.uk</a></p>	 <p>h </p> <p><a href="http://www.teachmykids.co.uk">www.teachmykids.co.uk</a></p>	 <p>i </p> <p><a href="http://www.teachmykids.co.uk">www.teachmykids.co.uk</a></p>
 <p>j </p> <p><a href="http://www.teachmykids.co.uk">www.teachmykids.co.uk</a></p>	 <p>k </p> <p><a href="http://www.teachmykids.co.uk">www.teachmykids.co.uk</a></p>	 <p>l </p> <p><a href="http://www.teachmykids.co.uk">www.teachmykids.co.uk</a></p>